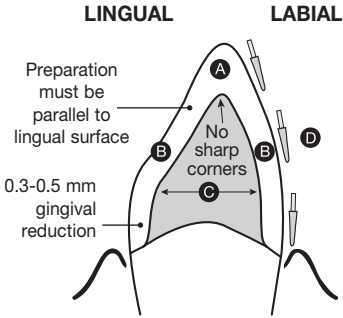


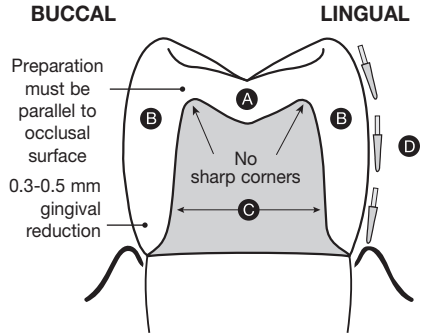
PREPARATION GUIDELINES

ANTERIOR



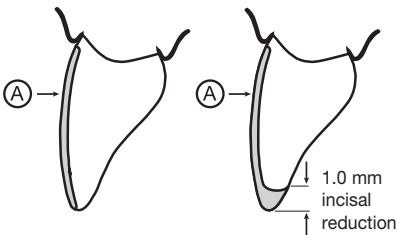
- A. 1.0 mm incisal reduction
- B. 0.8 mm middle third reduction
- C. Axial walls must be convergent (avoid undercuts)
- D. Preparation should be cut in three planes
- E. To achieve optimal impression quality, gingival retraction is necessary for preparations with subgingival or equigingival margins

POSTERIOR



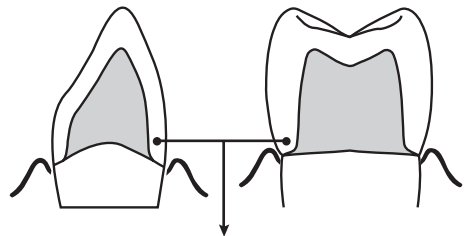
- A. 1.0 mm occlusal reduction
- B. 0.8 mm middle third reduction
- C. Axial walls must be convergent (avoid undercuts)
- D. Preparation should be cut in three planes
- E. To achieve optimal impression quality, gingival retraction is necessary for preparations with subgingival or equigingival margins

VENEERS



- A. 0.3 to 1.0 mm labial reduction

LABIAL OR 360° MARGIN



- A. 0.3-0.5 mm gingival reduction using rounded shoulder margin design